

PSEUDOGRAPH ASSOCIAHEDRA

MICHAEL CARR, SATYAN L. DEVADOSS, AND STEFAN FORCEY

ABSTRACT. Given a simple graph G , the graph associahedron $\mathcal{K}G$ is a simple polytope whose face poset is based on the connected subgraphs of G . This paper defines and constructs graph associahedra in a general context, for pseudographs with loops and multiple edges, which are also allowed to be disconnected. We then consider deformations of pseudograph associahedra as their underlying graphs are altered by edge contractions and edge deletions.

1. INTRODUCTION

1.1. Given a simple, connected graph G , the graph associahedron $\mathcal{K}G$ is a convex polytope whose face poset is based on the connected subgraphs of G [3]. For special examples of graphs, the graph associahedra become well-known, sometimes classical polytopes. For instance, when G is a path, a cycle, or a complete graph, $\mathcal{K}G$ results in the associahedron, cyclohedron, and permutohedron, respectively. A geometric realization was given in [7]. Figure 1 shows $\mathcal{K}G$ when G is a path and a cycle with three nodes, resulting in the 2D associahedron and cyclohedron.

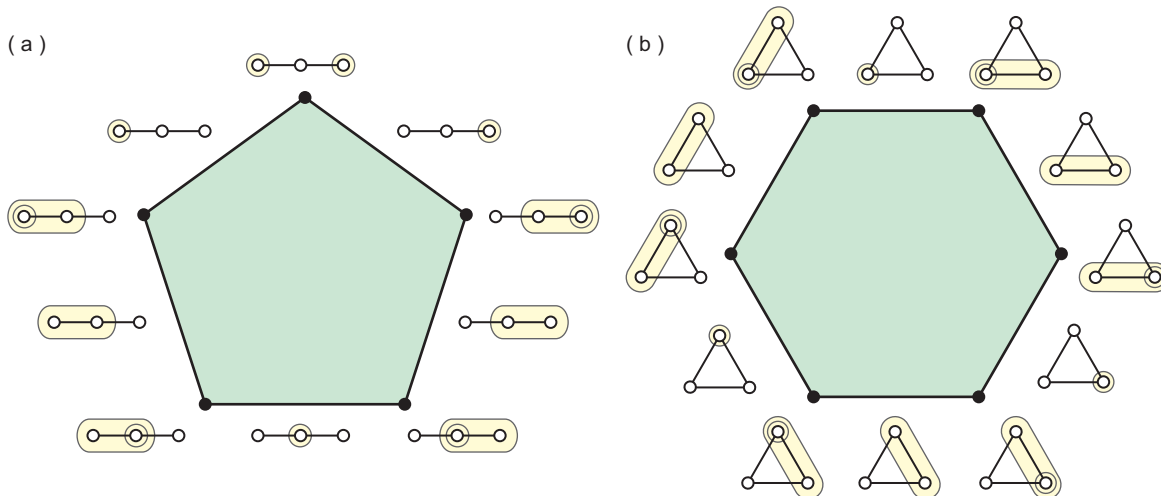


FIGURE 1. Graph associahedra of the (a) path and (b) cycle with three nodes as underlying graphs.

These polytopes were first motivated by De Concini and Procesi in their work on “wonderful” compactifications of hyperplane arrangements [5]. In particular, if the hyperplane arrangement is associated to a Coxeter system, the graph associahedron $\mathcal{K}G$ appear as tilings of these spaces,

2000 *Mathematics Subject Classification.* Primary 52B11, Secondary 55P48, 18D50.

Key words and phrases. pseudograph, associahedron, tubings.

where its underlying graph G is the Coxeter graph of the system [4]. These compactified arrangements are themselves natural generalizations of the Deligne-Knudsen-Mumford compactification $\overline{\mathcal{M}}_{0,n}(\mathbb{R})$ of the real moduli space of curves [6]. From a combinatorics viewpoint, graph associahedra arise in relation to positive Bergman complexes of oriented matroids [1] along with studies of their enumerative properties [13]. Recently, Bloom has shown graph associahedra arising in results between Seiberg-Witten Floer homology and Heegaard Floer homology [2]. Most notably, these polytopes have emerged as graphical tests on ordinal data in biological statistics [11].

1.2. It is not surprising to see $\mathcal{K}G$ in such a broad range of subjects. Indeed, the combinatorial and geometric structures of these polytopes capture and expose the fundamental concepts of connectivity and nestings. There have been several extensions of graph associahedra, such as nested sets [8], nested complexes [15] and the larger class of generalized permutohedra [12]. However, none of these constructions capture the notion of nested sets of pseudographs, as we do below. Indeed, our notion of the set of tubes, now expanded to include multiedges and loops, is not a classical building set, but falls in a different category altogether.

The goal of this paper is to define and construct graph associahedra for *pseudographs*, namely graphs which are allowed to be disconnected, with loops and multiple edges. This is considered not just for generalization's sake, but most importantly for maps *between* graph associahedra. Indeed, two graphs G and G' related by edge contraction or edge deletion naturally introduce multiedges and loops, and induce a map between their associated graph associahedra $\mathcal{K}G$ and $\mathcal{K}G'$. Such an operation is foundational, for instance, to the Tutte polynomial of a graph G , defined recursively using the graphs G/e and $G - e$, which itself specializes to the Jones polynomial of knots.

An overview of the paper is as follows: Section 2 supplies the definitions of the pseudograph associahedra along with several examples. Section 3 provides a construction of these polytopes and polytopal cones from iterated truncations of products of simplices and rays. The connection to edge contractions (Section 4) and edge deletions (Section 5) are then presented. A geometric realization is given in Section 6, used to relate pseudographs with loops to those without. Finally, proofs of the main theorems are given in Section 7.

Acknowledgments. We thank the referee for insightful comments and corrections. The second author thanks Lior Pachter, Bernd Sturmfels, MSRI, and the University of California at Berkeley for their hospitality during his 2009-2010 sabbatical where this work was finished.

2. DEFINITIONS

2.1. We begin with foundational definitions. Although graph associahedra were introduced and defined in [3], we start here with a blank slate. The reader is forewarned that definitions here might not exactly match those from earlier works since previous ones were designed to deal with just the case of simple graphs.

Definition. Let G be a finite pseudograph with connected components G_1, \dots, G_k .

- (1) A *tube* t is a proper connected subgraph of G that includes at least one edge between every pair of nodes of t if such edges of G exist.
- (2) Two tubes are *compatible* if one properly contains the other, or if they are disjoint and cannot be connected by a single edge of G .
- (3) A *tubing* of G is a set of pairwise compatible tubes which cannot contain all of the tubes G_1, \dots, G_k .

Example. The top row of Figure 2 shows examples of tubings, whereas the bottom row does not. Part (e) fails since one edge between the bottom two nodes must be in the tube. The tubing in part (f) contains a non-proper tube of G . The two tubes of part (g) fail to be compatible since they can be connected by a single edge of G . And finally, the tubing of part (h) fails since it contains all the tubes of the connected components.

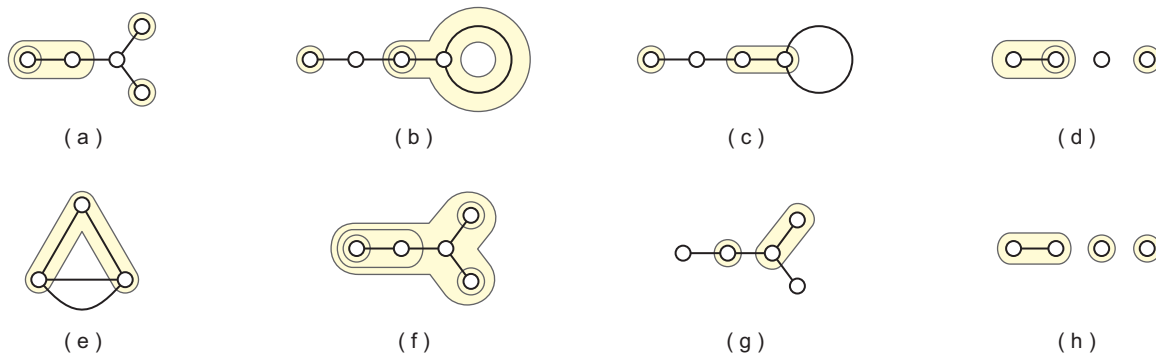


FIGURE 2. The top row shows tubings and the bottom row does not.

Remark. The set of tubes of a pseudograph is not in general a building set (as in Definition 7.1 of [12]) on either the set of nodes or the set of edges of G . This is because condition (1) above, which does not allow a tube to contain two connected nodes but none of their edges, contradicts the requirement that a building set contains the union of any two of its elements which intersect. For instance, the nontube in Figure 2(e) can be seen as the union of two intersecting tubes.

2.2. Let r be the number of *redundant edges* of G , the minimal number of edges we can remove to get a simple graph. We now state one of our main theorems.

Theorem 1. *Let G be a finite pseudograph with n nodes and r redundant edges. The pseudograph associahedron KG is of dimension $n - 1 + r$ and is either*

- (1) *a simple convex polytope when G has no loops, or*
- (2) *a simple polytopal cone otherwise.*

Its face poset is isomorphic to the set of tubings of G , ordered under reverse subset containment. In particular, the codimension k faces are in bijection with tubings of G containing k tubes.

The proof of this theorem follows from the construction of pseudograph associahedra from truncations of products of simplices and rays, given by Theorem 6. The following result allows us to consider only *connected* pseudographs G :

Theorem 2. *Let G be a disconnected pseudograph with connected components G_1, G_2, \dots, G_k . Then $\mathcal{K}G$ is isomorphic to $\mathcal{K}G_1 \times \mathcal{K}G_2 \times \dots \times \mathcal{K}G_k \times \Delta_{k-1}$.*

Proof. Any tubing of G can be described as:

- (1) a listing of tubings $T_1 \in \mathcal{K}G_1, T_2 \in \mathcal{K}G_2, \dots, T_k \in \mathcal{K}G_k$, and
- (2) for each component G_i either including or excluding the tube $T_i = G_i$, as long as all tubes G_i are not included.

The second part of this description is clearly isomorphic to a tubing of the edgeless graph H_k on k nodes. But from [7, Section 3], since $\mathcal{K}H_k$ is the simplex Δ_{k-1} , we are done. \square

We now pause to illustrate several examples.

Example. We begin with the 1D cases. Figure 3(a) shows the pseudograph associahedron of a path with two nodes. The polytope is an interval, seen as the classical 1D associahedron. Here, the interior of the interval, the maximal element in the poset structure, is labeled with the graph with no tubes. Part (b) of the figure shows $\mathcal{K}G$ as a ray when G is a loop. Note that we cannot have the entire loop as a tube since all tubes must be proper subgraphs.



FIGURE 3. Two 1D examples.

Example. For some 2D cases, Figure 1 displays $\mathcal{K}G$ for a path and a cycle with three nodes as underlying graphs. Figure 4(a) shows the simplest example of $\mathcal{K}G$ for a graph with a multiedge, resulting in a square. The vertices of the square are labeled with tubings with two tubes, the edges with tubings with one tube, and the interior with no tubes. Figure 4(b) shows $\mathcal{K}G$, for G an edge with a loop, as a polygonal cone, with three vertices, two edges, and two rays. We will explore this figure below in further detail.

Example. Three examples of 3D pseudograph associahedra are given in Figure 5. Since each of the corresponding graphs have 3 nodes and one multiedge, the dimension of the polytope is three, as given in Theorem 1. Theorem 2 shows part (a) as the product of an interval (having two components) with the square from Figure 4(a), resulting in a cube. The polyhedra in parts

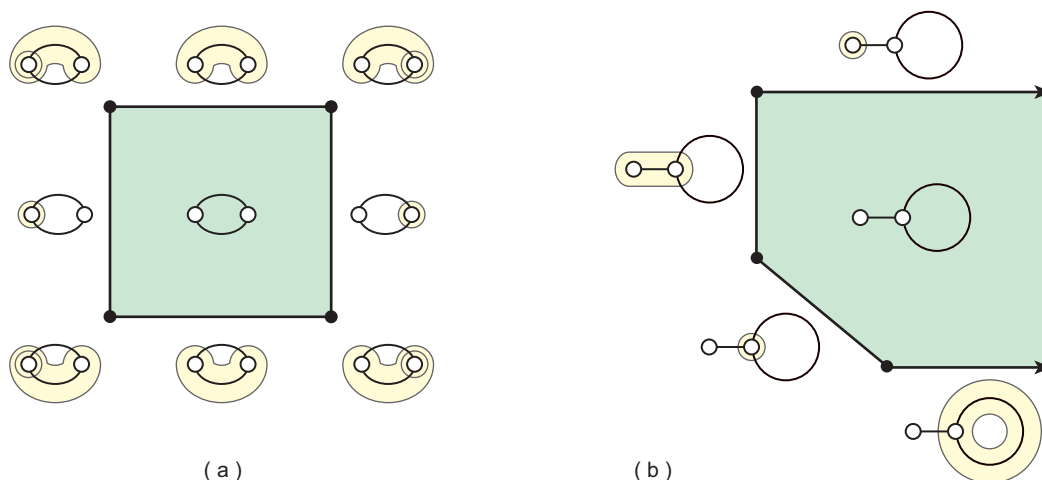


FIGURE 4. Two 2D examples.

(b) and (c) can be obtained from iterated truncations of the triangular prism. Section 3 brings these constructions to light.

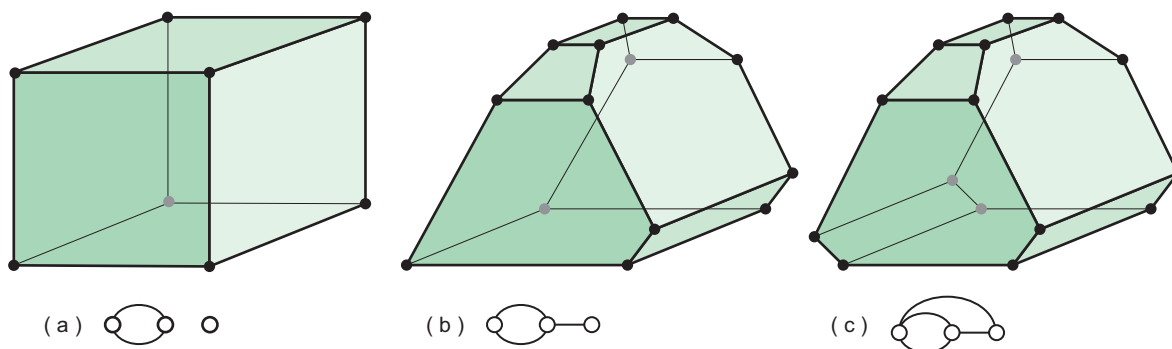


FIGURE 5. Three 3D examples.

2.3. We close this section with an elegant relationship between permutohedra and two of the simplest forms of pseudographs.

Definition. The *permutohedron* \mathcal{P}_n is an $(n - 1)$ -dimensional polytope whose faces are in bijection with the strict weak orderings on n letters. In particular, the $n!$ vertices of \mathcal{P}_n correspond to all permutations of n letters.

The two-dimensional permutohedron \mathcal{P}_3 is the hexagon and the polyhedron \mathcal{P}_4 is depicted in Figure 19(a). It was shown in [7, Section 3] that if Γ_n is a complete graph of n nodes, then $\mathcal{K}\Gamma_n$ becomes \mathcal{P}_n .

Proposition 3. Consider the simplest forms of pseudographs G :

- (1) If G has two nodes and n edges between them, then $\mathcal{K}G$ is isomorphic to $\mathcal{P}_n \times \Delta_1$.

(2) If G has one node and n loops, then $\mathcal{K}G$ is isomorphic to $\mathcal{P}_n \times \rho$, where ρ is a ray.

Proof. Consider case (1): We view \mathcal{P}_n as $\mathcal{K}\Gamma_n$ for the complete graph on n nodes $\{v_1, \dots, v_n\}$, and the interval Δ_1 as $\mathcal{K}\Gamma_2$ for the complete graph on two nodes $\{b_1, b_2\}$. Let the nodes of G be $\{a_1, a_2\}$ and its edges $\{e_1, \dots, e_n\}$. We construct an isomorphism $\mathcal{K}G \rightarrow \mathcal{K}\Gamma_n \times \mathcal{K}\Gamma_2$ where a tube G_t of G maps to the tube $(\psi_1(t), \psi_2(t))$, where $\psi_1(t)$ is the connected subgraph of Γ_n induced by the node set $\{v_i \mid e_i \in G_t\}$, and $\psi_2(t)$ is the node $\{b_i \mid a_i = G_t\}$. This proves the first result; the proof of case (2) is similar, replacing the two nodes of G with one node. \square

Example. Figure 6(a) shows a hexagonal prism, viewed as $\mathcal{P}_3 \times \Delta_1$. It is the pseudograph associahedron of the graph with two nodes and three connecting edges. Part (b) shows a 2D projection of $\mathcal{P}_3 \times \rho$, the hexagonal cone of a graph with three loops; the removal of a hexagonal facet in (a) yields the object in (b).

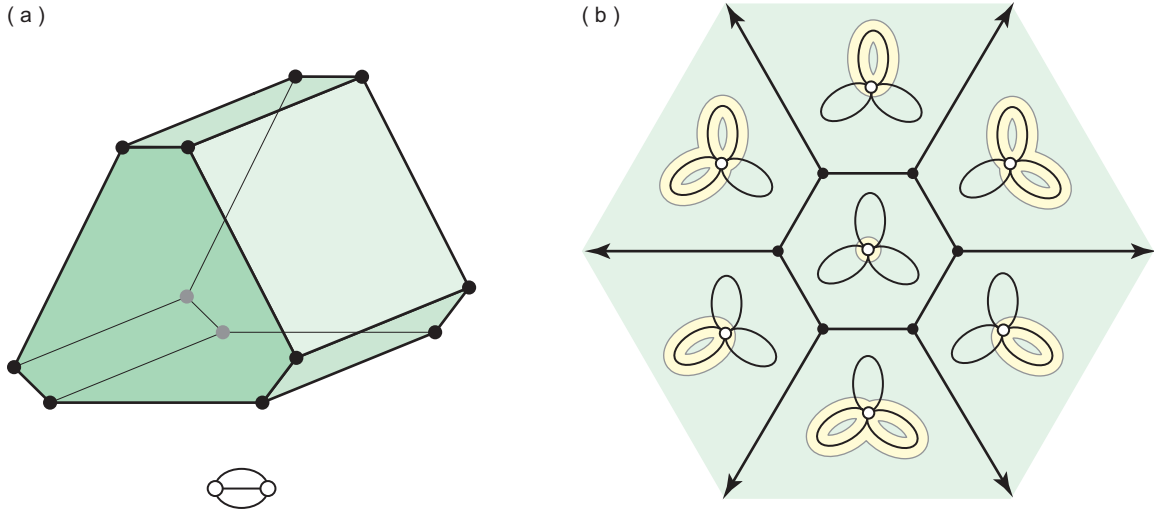


FIGURE 6. (a) The hexagonal prism $\mathcal{P}_3 \times \Delta_1$ and (b) the planar projection of $\mathcal{P}_3 \times \rho$.

3. CONSTRUCTIONS

3.1. There exists a natural construction of graph associahedra from iterated truncations of the simplex: For a connected, simple graph G with n nodes, let Δ_G be the $(n-1)$ -simplex Δ_{n-1} in which each facet (codimension one face) corresponds to a particular node. Thus each proper subset of nodes of G corresponds to a unique face of Δ_G defined by the intersection of the faces associated to those nodes. Label each face of Δ_G with the subgraph of G induced by the subset of nodes associated to it.

Theorem 4. [3, Section 2] *For a connected, simple graph G , truncating faces of Δ_G labeled by tubes, in increasing order of dimension, results in the graph associahedron $\mathcal{K}G$.*

Figure 7 provides an example of this construction. It is worth noting two important features of this truncation. First, only certain faces of the *original* base simplex Δ_G are chosen for truncation, not any new faces which appear after subsequent truncations. Second, the *order* in which the truncations are performed follow a De Concini - Procesi framework [5], where all the dimension k faces are truncated before truncating any $(k + 1)$ -dimensional faces.

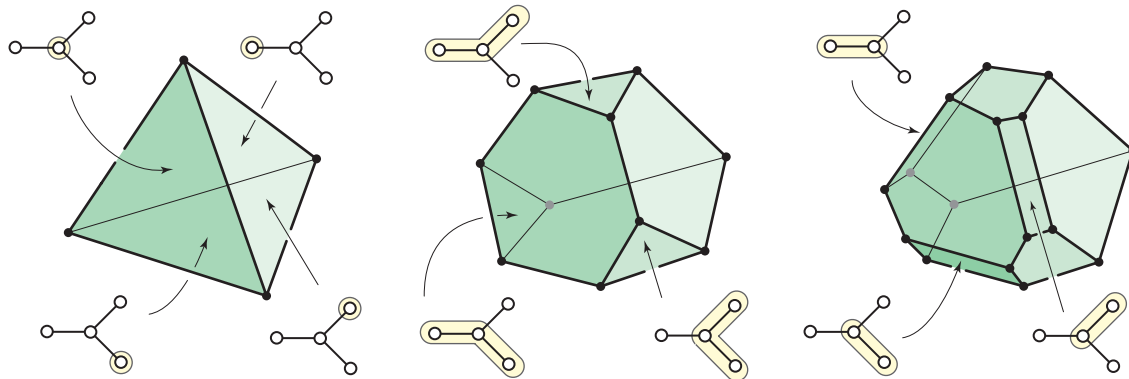


FIGURE 7. An iterated truncation of the simplex resulting in a graph associahedron.

3.2. We construct the general pseudograph associahedron by a similar series of truncations to a base polytope. However the truncation procedure is a delicate one, where neither feature described above succeeds here.

Definition. Let G be a pseudograph with n nodes. A *bundle* is the set of all (non-loop) edges with the same pair of endpoints. Let G_s be the *underlying simple graph* of G , created by deleting all the loops and replacing each bundle with a single edge.¹ Figure 8(a) shows an example of a pseudograph with 10 bundles and 4 loops, whereas part (b) shows its underlying simple graph.




FIGURE 8. (a) Pseudograph and (b) its underlying simple graph.

Let $\mathcal{B} = \{B_1, \dots, B_k\}$ be the set of bundles of edges of G , and denote b_i as the number of edges of bundle B_i , and λ as the number of loops of G . Define Δ_G as the product

$$\Delta_{n-1} \times \prod_{B_i \in \mathcal{B}} \Delta_{b_i-1} \times \rho^\lambda$$

¹This graph is uniquely defined up to graph isomorphism.

of simplices and rays ρ endowed with the following labeling on its faces:

- (1) Each *facet* of the simplex Δ_{n-1} is labeled with a particular node of G , and each face of Δ_{n-1} corresponds to a proper subset of nodes of G , defined by the intersection of the facets associated to those nodes.
- (2) Each *vertex* of the simplex Δ_{b_i-1} is labeled with a particular edge of bundle B_i , and each face of Δ_{b_i-1} corresponds to a subset of edges of B_i defined by the vertices spanning the face.
- (3) Each *ray* ρ is labeled with a particular loop of G .
- (4) These labelings naturally induce a labeling on Δ_G .

The construction of *graph* associahedra from truncations of the simplex involved only a labeling associated to the nodes of our underlying graph. Thus tubes of the graph are immediate, based on connected subgraphs containing certain nodes. The construction of *pseudograph* associahedra, however, involves the complexity of issues relating both the nodes and the edges. This leads not only to a subtle choosing of the faces of Δ_G to truncate, but a delicate ordering of the truncation of the faces.

We begin by marking the faces of Δ_G which will be of interest in the truncation process: First, label each node and edge of the pseudograph G . Then, associate a label set S_t to each tube G_t of G such that

- (1) all nodes of G_t are in S_t ,
- (2) all edges of G_t are in S_t ,
- (3) all bundles of G not containing edges of G_t are in S_t , and
- (4) all loops not incident to any node of G_t are in S_t .

Definition. A tube G_t is *full* if it is a collection of bundles of G which contains all the loops of G incident to the nodes of G_t . In other words, G_t is an induced subgraph of G .

Figure 9 shows examples of tubes of a graph G and their associated labeling. The two tubes on the top row are full, whereas the bottom four tubes are not.

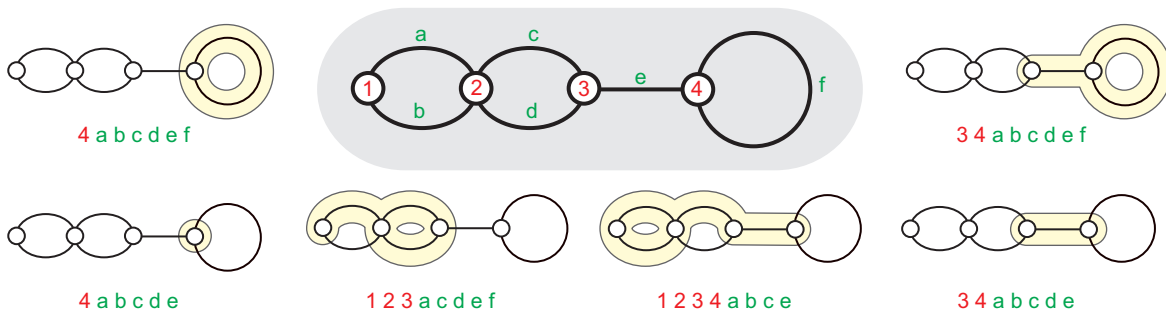


FIGURE 9. Tubes and their corresponding labels in Δ_G .

3.3. We can now state our construction of $\mathcal{K}G$ from truncations, broken down into two steps:

Lemma 5. *Let G be a connected pseudograph. Truncating the faces of Δ_G labeled with full tubes, in increasing order of dimension, constructs*

$$(3.1) \quad \mathcal{K}G_s \times \prod_{B_i \in \mathcal{B}} \Delta_{b_i-1} \times \rho^\lambda.$$

Proof. A full tube consisting only of bundles maps to the $(b_i - 1)$ -face of Δ_{b_i-1} . Thus truncating these faces has a trivial effect on that portion of the product. The result then follows immediately from Theorem 4. \square

As each face f of Δ_G which is labeled with full tubes is truncated, those subfaces of f that correspond to tubes but have not yet been truncated are removed. It is natural, however, to assign these defunct tubes to the combinatorial images of their original subfaces. Denote Δ_G^* as the truncated polytope of (3.1).

Theorem 6. *Truncating the remaining faces of Δ_G^* labeled with tubes, in increasing order of the number of elements in each tube, results in the pseudograph associahedron $\mathcal{K}G$ polytope.*

This immediately implies the combinatorial result of Theorem 1. The proof of this theorem is given in Section 7. Notice the dimension of $\mathcal{K}G$ is the dimension of Δ_G , which in turn equals $(n - 1) + (b_i - 1) + \dots + (b_p - 1) = n - 1 + r$, for r redundant edges, as claimed.

Example. We construct the pseudograph associahedron in Figure 5(b) from truncations. The left side of Figure 10 shows the pseudograph G along with a labeling of its nodes and bundles. (Notice the edge from node 2 to node 3 is not labeled since the bundle associated to this edge is

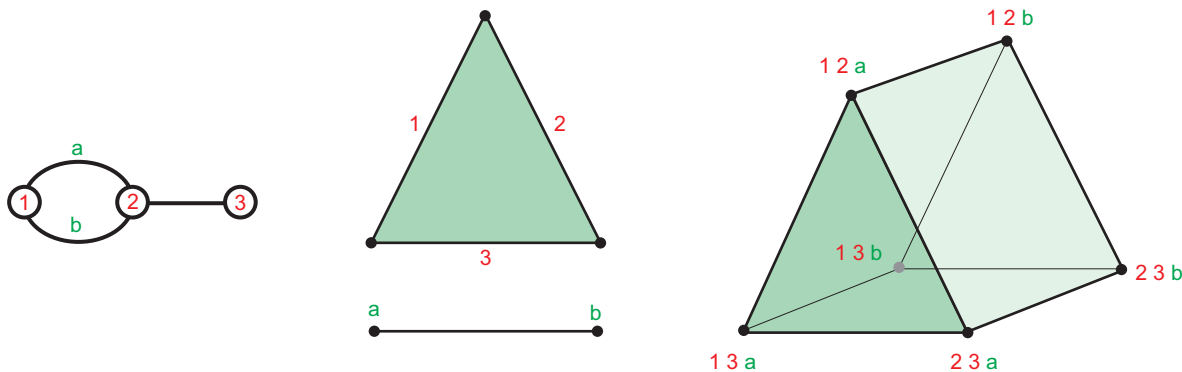


FIGURE 10. A base polytope Δ_G and its labelings.

the trivial Δ_0 point.) Thus the base polytope Δ_G is the product of $\Delta_2 \times \Delta_1$, with the middle diagram providing the labeling on Δ_2 and Δ_1 from G . The right side of the figure shows the induced labeling of the vertices of Δ_G from the labeling of G .

Figure 11 shows the iterated truncation of Δ_G in order to arrive at $\mathcal{K}G$. Lemma 5 first

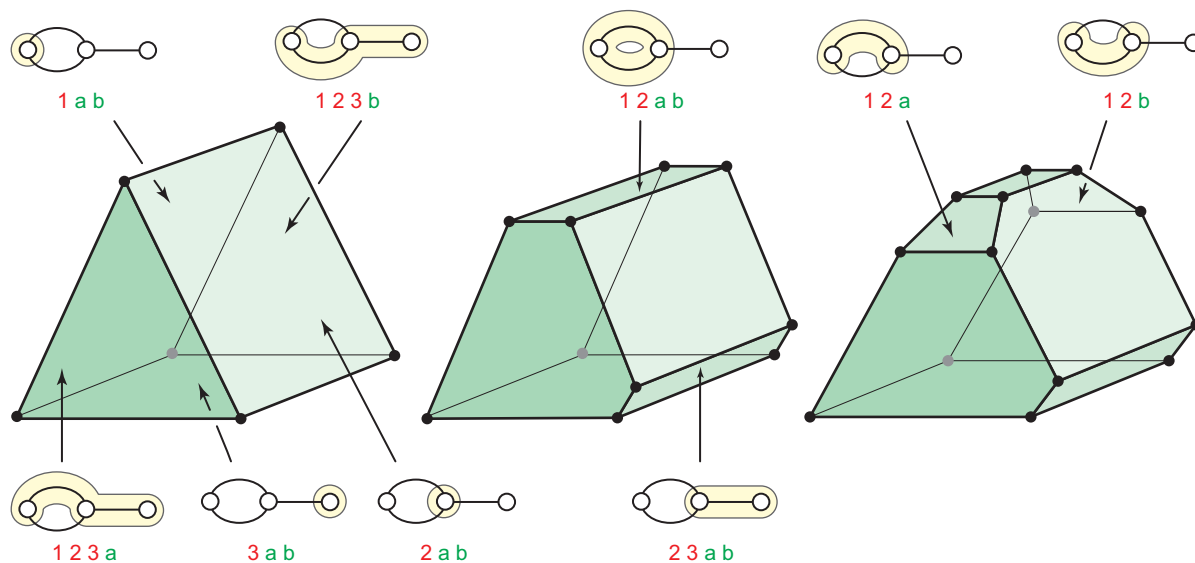


FIGURE 11. Iterated truncations of Δ_G resulting in $\mathcal{K}G$ from Figure 5(b).

requires truncating the faces of Δ_G labeled with full tubes. There are five such faces in this case, three square facets and two edges. Since the squares (labeled on the triangular prism on the left) are facets, their truncations do not change the combinatorial structure of the resulting polyhedron. The truncation of the two edges is given in the central picture of Figure 11, yielding Δ_G^* . This polytope is $\mathcal{K}G_s \times \Delta_1$, a pentagonal prism, as guaranteed by the lemma. Theorem 6 then requires truncations of the remaining faces labeled with tubes. There are four such faces, two triangle facets (which are two facets of Δ_G , labeled on the left of Figure 11) and two edges, resulting in the polyhedron $\mathcal{K}G$ on the right.

Example. Let G be a pseudograph of an edge with a loop attached at both nodes. Figure 12 shows the polyhedral cone $\Delta_1 \times \rho^2$ along with the labeling of its four facets. There are two full tubes, the front and back facets in (a), and thus their truncation does not alter the polyhedral cone. There are five other tubes to be truncated: two containing one element (a node), one with three elements (two nodes and an edge), and two facets with four elements (two nodes, one edge, one loop). By Theorem 6, the truncation is performed in order of the number of elements in these tubes. Figure 12(b) shows the truncation of the edges assigned to tubes with one node. Part (c) displays the result of truncating the edge labeled with a tube with three elements.

Example. Figure 13 displays a Schlegel diagram of the 4D tetrahedral prism $\Delta_3 \times \Delta_1$, viewed as the base polytope Δ_G of the pseudograph shown. The six tubes of the pseudograph correspond to the six facets of Δ_G . The top two tubes are identified with tetrahedra whereas the other four are triangular prisms. Figure 14 shows the iterated truncations of Δ_G needed to convert it into the pseudograph associahedron $\mathcal{K}G$. The first row shows two edges and three squares of

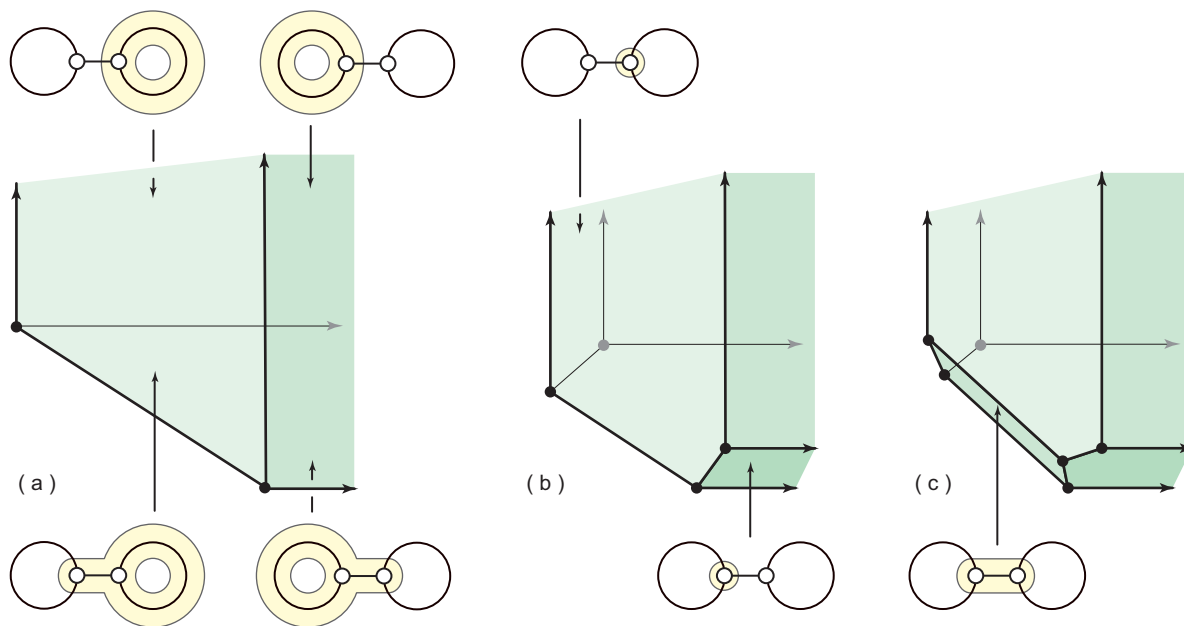


FIGURE 12. An iterated truncation of $\Delta_1 \times \rho^2$, resulting in a pseudograph associahedron.

Δ_G being truncated, which are labeled with full tubes. The result, as promised by Lemma 5 is $\mathcal{K}G_s \times \Delta_1$, an associahedral prism. We continue truncating as given by the bottom row, first two squares with three elements in their tubes, and then two pentagons, with five elements in their tubes. It is crucial that the truncations be performed in this order, resulting in $\mathcal{K}G$ as the bottom-right most picture.

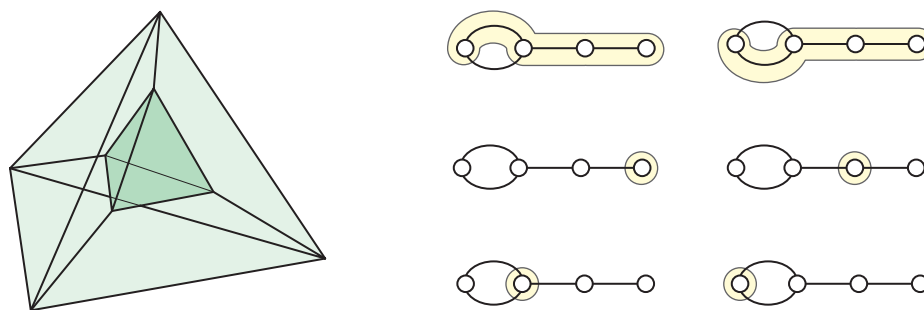


FIGURE 13. A tetrahedral prism Δ_G along with labeling of tubes for its six facets.

4. EDGE CONTRACTIONS

We have shown that any finite pseudograph G induces a polytope $\mathcal{K}G$. Our interests now focus on the discrete deformations of pseudograph associahedra as their underlying pseudographs are altered. This section is concerned with contraction G/e of an edge e , and the following section looks at edge deletions.

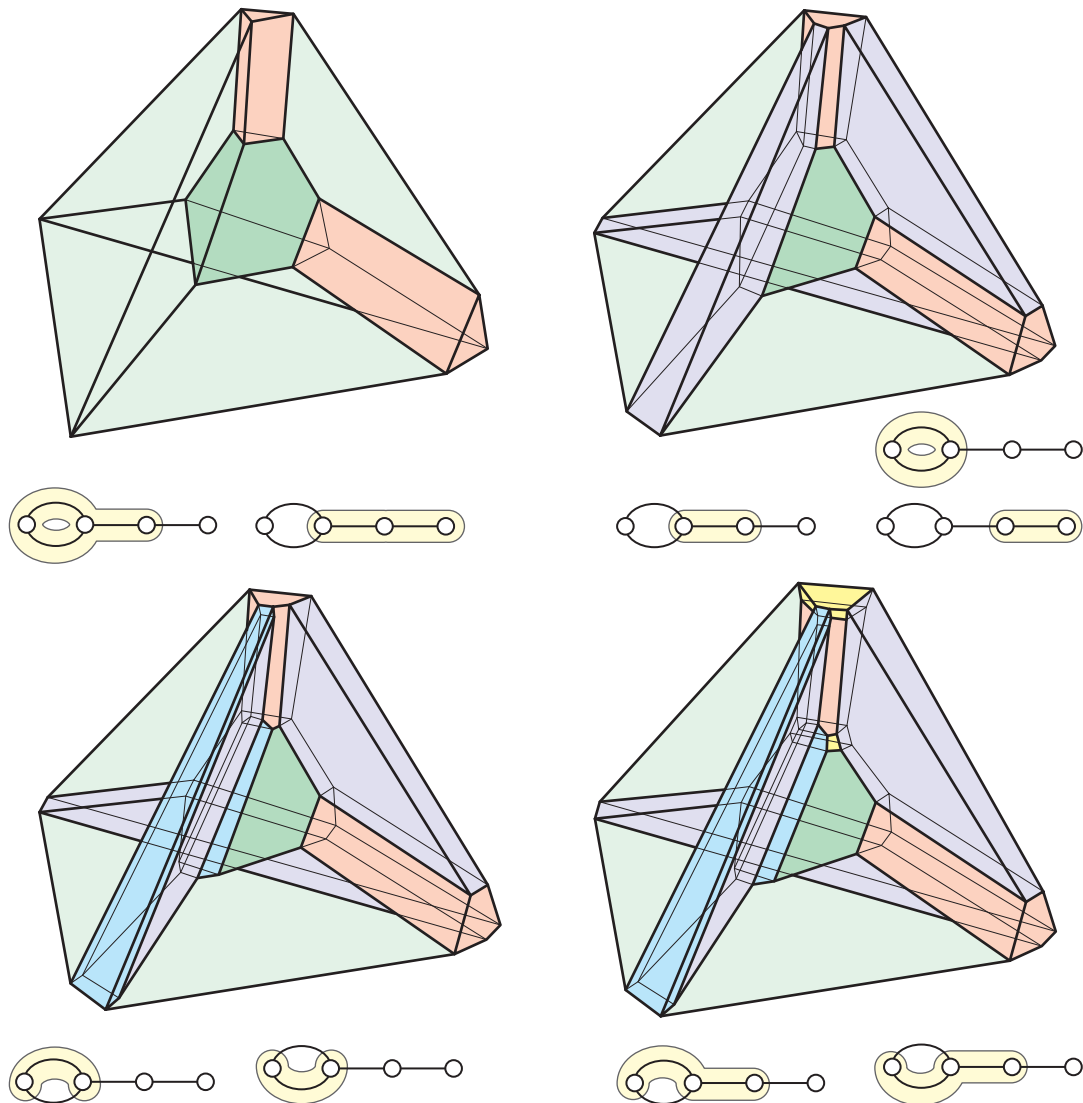


FIGURE 14. An iterated truncation of the 4D tetrahedral prism, resulting in \mathcal{KG} .

Definition. An edge (loop) e is *excluded* by tube G_t if G_t contains the node(s) incident to e but does not contain e itself.

Definition. Let G be a pseudograph, G_t a tube, and $e = (v, v')$ an edge. Define

$$\Phi_e(G_t) = \begin{cases} G_t & G_t \cap \{v, v'\} = \emptyset \\ G_t/e & e \in G_t \\ G_t/\{v, v'\} & G_t \text{ excludes } e \\ \emptyset & \text{otherwise.} \end{cases}$$

This map extends to $\Phi_e : \mathcal{KG} \rightarrow \mathcal{K}(G/e)$, where given a tubing T on G , $\Phi_e(T)$ is simply the set of tubes $\Phi_e(G_t)$ of G/e , for tubes G_t in T .

Figure 15 shows examples of the map Φ_e . The top row displays some tubings on pseudographs where the edge e to be contracted is highlighted in red. The image of each tubing under Φ_e in G/e is given below each pseudograph. Notice that Φ_e is not surjective in general since the dimension of $\mathcal{K}(G/e)$ can be arbitrarily higher than that of $\mathcal{K}G$. For example, if G is the complete bipartite pseudograph $\Gamma_{2,n}$ with an extra edge e between the two “left” nodes, then by Theorem 1, $\mathcal{K}G$ is of dimension $n + 1$ whereas $\mathcal{K}(G/e)$ is of dimension $2n$. Although not necessarily surjective, Φ_e is a poset map, as we now show.

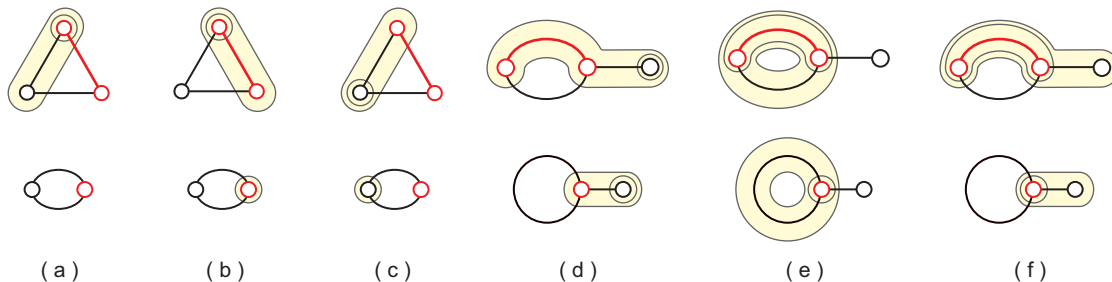


FIGURE 15. Top row shows tubings on pseudographs, and the bottom row shows these tubings under the map Φ_e , where the red edge e has been contracted.

Proposition 7. *For a pseudograph G with edges e and e' , $\Phi_e : \mathcal{K}G \rightarrow \mathcal{K}(G/e)$ is a poset map. Moreover, the composition of these maps is commutative: $\Phi_e \circ \Phi_{e'} = \Phi_{e'} \circ \Phi_e$.*

Proof. For two tubings T and T' of G , assume $T \prec T'$. For any tube $G_t \in T'$, the tube $\Phi_e(G_t)$ is included in both $\Phi_e(T)$ and $\Phi_e(T')$. Thus $\Phi_e(T) \prec \Phi_e(T')$, preserving the face poset structure. To check commutativity, it is straightforward to consider the 16 possible relationships of edges e and e' with a given tube G_t of G , four each as in the definition of $\Phi_e(G_t)$. For each possibility, the actions of Φ_e and $\Phi_{e'}$ commute. \square

For any collection E of edges of G , let $\Phi_E : \mathcal{K}G \rightarrow \mathcal{K}(G/E)$ denote the composition of maps $\{\Phi_e \mid e \in E\}$. If E is the set of edges of a connected subgraph H of G , then contracting E will collapse H to a single node. The resulting pseudograph G/H is the *contraction* of G with respect to H . The following describes the combinatorics of the facets of $\mathcal{K}G$ based on contraction.

Theorem 8. *Let G_s be the underlying simple graph of a connected pseudograph G with r redundant edges. The facet associated to tube G_s in $\mathcal{K}G$ is equivalent to*

$$\mathcal{K}G_s \times \mathcal{P}_r.$$

Moreover, the contraction map $\Phi_E : \mathcal{K}G \rightarrow \mathcal{K}(G/G_s)$ restricted to tubings containing G_s is the canonical projection from the cartesian product onto \mathcal{P}_r .

Proof. Let v be the single node of G/G_s , which is a bouquet of n loops. Given a tubing T of the underlying simple graph G_s , and T' a tubing of G/G_s which contains the tube $\{v\}$, we define a

map:

$$\psi(T, T') = T \cup \{G_s\} \cup \{(G_{t'} - v) \cup G_s \mid v \in G_{t'} \in T'\}.$$

This is an isomorphism from the Cartesian product to the facet of \mathcal{KG} corresponding to the tube G_s , which can be checked to preserve the poset structure. The result then follows immediately from Proposition 3. \square

Example. Figure 16(a) shows a pseudograph G with two nodes and seven edges, with one such edge e highlighted in red. By Proposition 3, we know the pseudograph associahedron \mathcal{KG} is the permutohedral prism $\mathcal{P}_7 \times \Delta_1$. The tube given in part (b), again by Proposition 3, is the permutohedron \mathcal{P}_6 . By the theorem above, we see \mathcal{P}_6 appearing as a codimension two face of $\mathcal{P}_7 \times \Delta_1$. Figure 16(c) shows a pseudograph G and its underlying simple graph G_s , outlined in red, and redrawn in (d). The corresponding facet of tube G_s in G is the product of \mathcal{P}_6 , the pseudograph associahedron of (b), and the pseudograph associahedron \mathcal{KG}_s of (d).

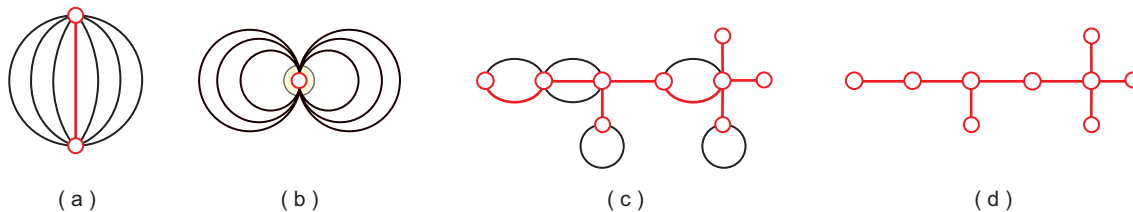


FIGURE 16. Relationships between permutohedra and underlying pseudographs.

5. EDGE DELETIONS

5.1. We now turn our focus from edge contractions G/e to edge deletions $G - e$. Due to Theorem 2, we have had the luxury of assuming all our pseudographs to be connected; in this section, due to deletions of edges, no assumptions are placed on the pseudographs.

Definition. A *cellular surjection* from polytopes P to Q is a map f from the face posets of P to Q which preserves the poset structure, and which is onto. That is, if x is a subface of y in P then $f(x)$ is a subface of or equal to $f(y)$. It is a *cellular projection* if it also has the property that the dimension of $f(x)$ is less than or equal to the dimension of x .

In [14], Tonks found a cellular projection from the permutohedron to the associahedron. In this projection, a face of the permutohedron, represented by a *leveled tree*, is taken to its underlying tree, which corresponds to a face of the associahedron. The new revelation of Loday and Ronco [10] is that this map gives rise to a Hopf algebraic projection, where this algebra of binary trees is seen to be embedded in the Malvenuto-Reutenauer algebra of permutations. Forcey and Springfield [9] show a fine factorization of the Tonks cellular projection through a series of connected graph associahedra, and then an extension of the projection to disconnected

graphs. Several of these cellular projections through polytopes are also shown to be algebra and coalgebra homomorphisms. Here we further extend the maps based on deletion of edges to all pseudographs, in anticipation of future usefulness to both geometric and algebraic applications.

Definition. Let G_t be a tube of G , where e is an edge of G_t . We say e splits G_t into tubes $G_{t'}$ and $G_{t''}$ if $G_t - e$ results in two disconnected tubes $G_{t'}$ and $G_{t''}$ such that

$$G_t = G_{t'} \cup G_{t''} \cup \{e\}.$$

Definition. Let G be a pseudograph, G_t a tube and e be an edge of G . Define

$$\Theta_e(G_t) = \begin{cases} G_t & \text{if } e \notin G_t \\ G_t - e & \text{if } e \in G_t \text{ and } e \text{ does not split } G_t \\ \{G_{t'}, G_{t''}\} & \text{if } e \text{ splits } G_t \text{ into compatible tubes } G_{t'} \text{ and } G_{t''} \\ \emptyset & \text{otherwise.} \end{cases}$$

This map extends to $\Theta_e : \mathcal{KG} \rightarrow \mathcal{K}(G - e)$, where given a tubing T on G , $\Theta_e(T)$ is simply the set of tubes $\Theta_e(G_t)$ of $G - e$, for tubes G_t in T .

Roughly, as a single edge is deleted, the tubing under Θ is preserved “up to connection.” That is, if the nodes of a tube G_t are no longer connected by edge deletion, $\Theta(G_t)$ becomes the two tubes split by e , as long as these two tubes are compatible. Figure 17 shows maximal tubes on

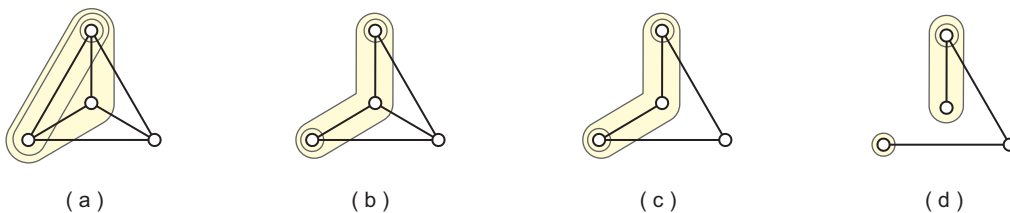


FIGURE 17. The projection Θ factored by graphs, from the complete graph to the path.

four different graphs, each corresponding to a vertex of its respective graph associahedron. As an edge gets deleted from a graph, the map Θ shows how the tubing is projected. In this particular case, a vertex of the permutohedron (a) is factored through to a vertex of the associahedron (d) through two intermediary graph associahedra.

Remark. For a tubing T of G and a loop e of G , we find that the contraction and deletion maps of e agree; that is, $\Theta_e(T) = \Phi_e(T)$.

5.2. We now prove that Θ is indeed a cellular surjection, as desired. The following is the analog of Proposition 7 for edge deletions.

Proposition 9. For a pseudograph G with edges e and e' , $\Theta_e : \mathcal{KG} \rightarrow \mathcal{K}(G - e)$ is a cellular surjection. Moreover, the composition of these maps is commutative: $\Theta_e \circ \Theta_{e'} = \Theta_{e'} \circ \Theta_e$.

Proof. For two tubings U and U' of G , assume $U \prec U'$. For any tube $G_t \in U'$, the tube $\Theta_e(G_t)$ is included in both $\Theta_e(U)$ and $\Theta_e(U')$. Thus $\Theta_e(U) \prec \Theta_e(U')$, preserving the face poset structure.

The map Θ is surjective, since given any tubing U on $G - e$, we can find a preimage T such that $U = \Theta_e(T)$ as follows: First consider all the tubes of U as a candidate tubing of G . If it is a valid tubing, we have our T . If not, there must be a pair of tubes G'_t and G''_t in U which are adjacent via the edge e and for which there are no tubes containing either G'_t or G''_t . Let U_1 be the result of replacing that pair in U with the single tube $G_t = G'_t \cup G''_t$. If U_1 is a valid tubing of G , then let $T = U_1$. If not, continue inductively.

To prove commutativity of map composition, consider the image of a tubing of G under either composition. A tube of G that is a tube of both $G - e$ and $G - e'$ will persist in the image. Otherwise it will be split into compatible tubes, perhaps twice, or forgotten. The same smaller tubes will result regardless of the order of the splitting. \square

Remark. If e is the only edge between two nodes of G , then Θ_e will be a cellular *projection* between two polytopes or cones of the same dimension. Faces will only be mapped to faces of smaller or equal dimension. However, if e is a multiedge, then $G - e$ is a tube of G . In this case, the map Θ_e projects all of $\mathcal{K}G$ onto a single facet of $\mathcal{K}G$, where there may be faces mapped to a face of larger dimension. An example of a deleted multiedge is given in Figure 18. In particular, the labeled vertex of the polyhedron is mapped by Θ_e to the labeled edge of the pentagon.

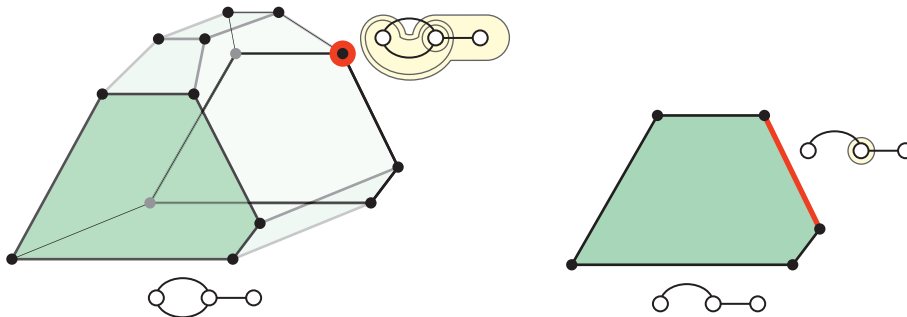


FIGURE 18. An example of a cellular surjection Θ_e based on the labeling from Figure 11.

For any collection E of edges of G , denote Θ_E as the composition of projections $\{\Theta_e \mid e \in E\}$. Let Γ_n be the complete graph on n numbered nodes, and let E be the set of all edges of Γ_n except for the path in consecutive order from nodes 1 to n . Then Θ_E is equivalent to the Tonks projection [9]. Thus, by choosing any order of the edges to be deleted, there is a factorization of the Tonks cellular projection through various graph associahedra. An example of this, from the vertex perspective, was shown in Figure 17.

The same map, from the facet viewpoint, is given in Figure 19. Part (a) shows the permutohedron \mathcal{P}_4 , viewed as $\mathcal{K}\Gamma_4$. A facet of this polyhedron is highlighted and below it is the tube associated to the facet. Deleting the (red) edge in the tube, thereby splitting the tube into two

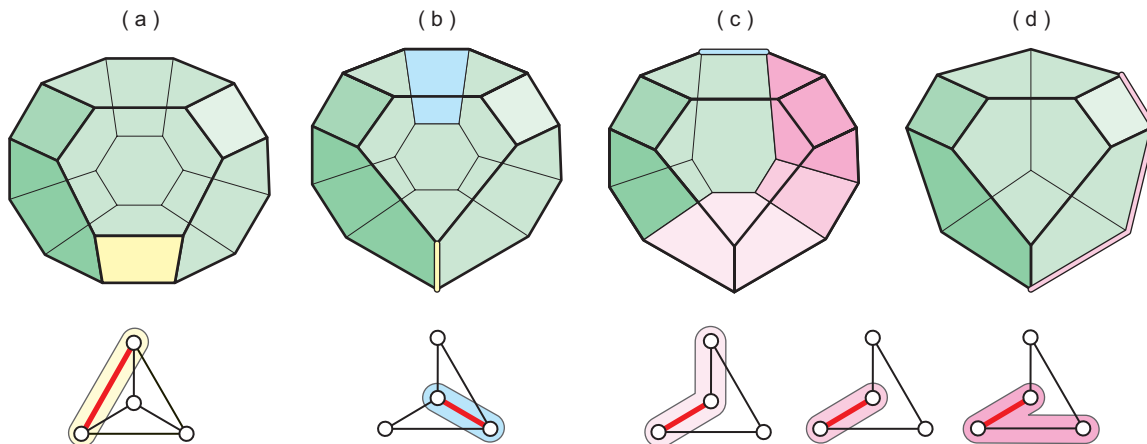


FIGURE 19. A factorization of the Tonks projection, where the permutohedron \mathcal{P}_4 in (a), through a sequence of collapses, is transformed to the associahedron in (d). The shaded facets correspond to the shown tubings, and are collapsed as indicated to respective edges.

tubes, corresponds to collapsing the quadrilateral face into an interval, shown in part (b). A similar process is outlined going from (b) to (c). Figure 19(c) shows the cyclohedron with three highlighted faces, each with a corresponding tube depicted below the polyhedron. These are the three possible tubes such that deleting the (red) edge of each tube produces a splitting of the tube into two compatible tubes. Such a split corresponds to the collapse of the three marked facets of (c), resulting in the associahedron shown in (d).

6. REALIZATION

6.1. Let G be a pseudograph without loops. We now present a realization of $\mathcal{K}G$, assigning an integer coordinate to each of its vertices. From Theorem 1, the vertices of $\mathcal{K}G$ are in bijection with the maximal tubings of G . For each such maximal tubing T , we first define a map f_T on each edge of each *bundle* of G .

Notation. Let $|G|$ denote the number of nodes and edges of G . For a tube G_t , let $V(t)$ denote the node set of G_t , and let $E(i, t)$ denote the edges of bundle B_i in G_t .

For a given tubing T , order the edges of each bundle B_i in increasing order by the number of tubes of T that do *not* contain each e in B_i . Let $e(i, j)$ refer to the j -th edge in bundle B_i under this ordering. Thus $e(i, j)$ is contained in more tubes than $e(i, j + 1)$. Let $G_{e(i, j)}$ be the largest tube in T that contains $e(i, j)$ but not $e(i, j + 1)$. Since there is no edge $e(i, b_i + 1)$ and thus no tube containing it, we define $G_{e(i, b_i)}$ to be the entire pseudograph G . We assign a value

f_T to each edge in each bundle of G , as follows:

$$f_T(e(i, j)) = \begin{cases} c + \sum_{x=1}^{b_i-1} \left(2|G - G_{e(i,x)}| - 1 \right) & j = 1 \\ c^{j-1} \cdot (c - 1) - \left(2|G - G_{e(i,j-1)}| - 1 \right) & j \neq 1 \end{cases}$$

for the constant $c = |G|^2$. We assign $f_T(v)$ to each node of G recursively by visiting each tube of T in increasing order of size and ensuring that for all nodes and edges $x \in G_t$,

$$\sum_{x \in G_t} f_T(x) = c^{|V(t)|} + \sum_i c^{|E(i,t)|} + |G - G_t|^2 .$$

Theorem 10. *Let G be a pseudograph without loops, with an ordering v_1, v_2, \dots, v_n of its nodes, and an ordering e_1, e_2, \dots, e_k of its edges. For each maximal tubing T of G , the convex hull of the points*

$$(6.1) \quad \left(f_T(v_1), \dots, f_T(v_n), f_T(e_1), \dots, f_T(e_k) \right)$$

in \mathbb{R}^{n+k} yields the pseudograph associahedron $\mathcal{K}G$.

The proof of this is given at the end of the paper.

6.2. We now extend the realization above to pseudographs with loops. In particular, we show every pseudograph associahedron with loops can be reinterpreted as an open subcomplex of one without loops, via a subtle redescription of the loops.

Definition. For G a connected pseudograph with loops, define an associated *loop-free* pseudograph G_\otimes by replacing the set of loops attached to node v by a set of edges between v and a new node g_v . We call g_v a *ghost node* of G_\otimes . An example is given in Figure 20.



FIGURE 20. A pseudograph G and its associated loop-free version G_\otimes . The ghost nodes are shaded.

Proposition 11. *For a connected pseudograph G with loops, the pseudograph associahedron $\mathcal{K}G$ can be realized as an open subcomplex of $\mathcal{K}G_\otimes$.*

Proof. The canonical poset inclusion $\phi : \mathcal{K}G \rightarrow \mathcal{K}G_\otimes$ replaces any loop of a tube by its associated edge in G_\otimes . This clearly extends to an injection preserving inclusion of tubes, revealing $\mathcal{K}G$ as a subposet of $\mathcal{K}G_\otimes$. Moreover, since covering relations are preserved by ϕ , $\mathcal{K}G$ is a connected subcomplex of $\mathcal{K}G_\otimes$. Indeed, this subcomplex is homeomorphic to a half-space of dimension

$n - 1 + r$, where r is the number of redundant edges of G_{\otimes} . To see this, note the only tubings not in the image of ϕ are those containing the singleton ghost tubes. In $\mathcal{K}G_{\otimes}$, those singleton tubes represent a collection of pairwise adjacent facets since, by construction, the ghost nodes are never adjacent to each other. Therefore the image of ϕ is a solid polytope minus a union of facets which itself is homeomorphic to a codimension one disk. \square

Corollary 12. *The compact faces of $\mathcal{K}G$ correspond to tubings which exclude all loops.*

Proof. For any tubing of T in $\mathcal{K}G$ not excluding a loop, $\phi(T)$ will be compatible with the singleton ghost tube in $\mathcal{K}G_{\otimes}$. \square

As an added benefit of Theorem 10 providing a construction of the polytope $\mathcal{K}G_{\otimes}$, one gets a geometric realization of $\mathcal{K}G$ as a polytopal cone, for pseudographs G with loops. The result is summarized below, the proof of which is provided at the end of the paper. Note that in addition to the combinatorial argument, we also see evidence that $\mathcal{K}G$ is conal: If the removal of one or more hyperplanes creates a larger region with no new vertices, then that region must be unbounded.

Corollary 13. *The realization of $\mathcal{K}G$ is obtained from the realization of $\mathcal{K}G_{\otimes}$ by removing the halfspaces associated to the singleton tubes of ghost nodes.*

Example. If G is a path with two nodes and one loop, then G_{\otimes} is a path with three nodes. Figure 21(a) shows the 2D associahedron $\mathcal{K}G_{\otimes}$ from Figure 1(a), where the right most node of the path G_{\otimes} can be viewed as a ghost node. Part (b) shows $\mathcal{K}G$ as seen in Figure 4(b). Notice that the facet of $\mathcal{K}G_{\otimes}$ corresponding to the tube around the ghost node is removed in (a) to form the open subcomplex of (b).

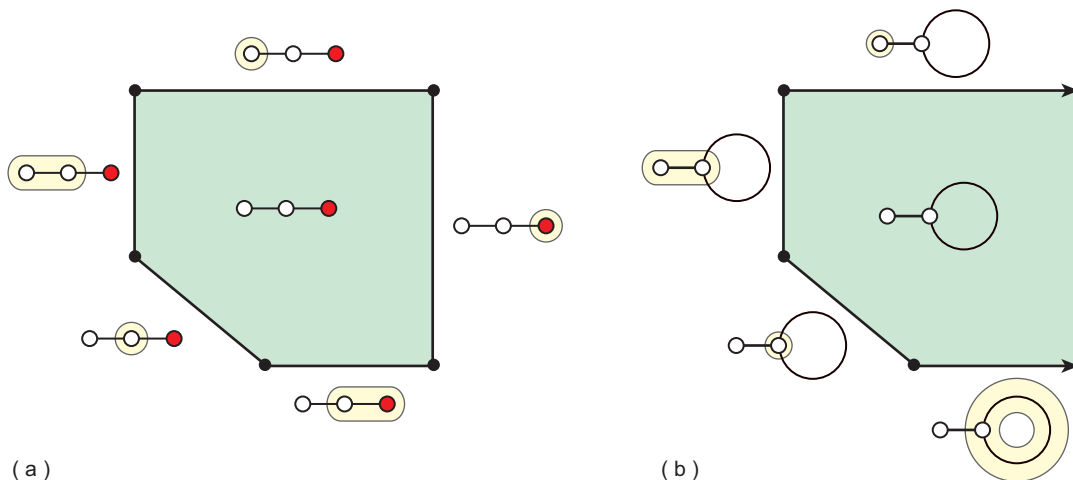


FIGURE 21. (a) The polygon $\mathcal{K}G_{\otimes}$ and (b) the polygonal cone $\mathcal{K}G$.

Example. A 3D version of this phenomena is provided in Figure 22. Part (a) shows the 3D associahedron, viewed as the loop-free version $\mathcal{K}G_{\otimes}$ to the pseudograph associahedron $\mathcal{K}G$ of part (b). Indeed, the two labeled facets of (a), associated to tubes around ghost nodes, are removed to construct $\mathcal{K}G$. The construction of $\mathcal{K}G$ from iterated truncations is given in Figure 12.

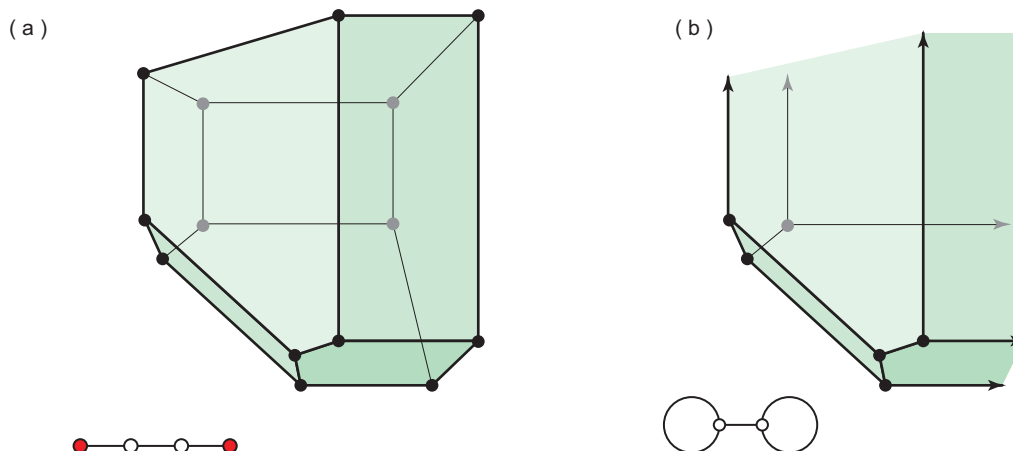


FIGURE 22. (a) The associahedron $\mathcal{K}G_{\otimes}$ and the (b) polyhedral cone $\mathcal{K}G$, where the faces of $\mathcal{K}G_{\otimes}$ associated to tubes around ghost nodes have been removed.

Example. A similar situation can be seen in Figure 6, part (a) showing the permutohedral prism $\mathcal{K}G_{\otimes}$ and part (b) the cone $\mathcal{K}G$ after removing the back face of the prism.

7. PROOFS

7.1. The proof of Theorem 6 is now given, which immediately gives a proof of Theorem 1. We begin with a description of the structure of Δ_G^* , the polytope given in (3.1). The faces of Δ_G^* inherit tubings based on their representation as a product of faces:

- (1) In the graph associahedron $\mathcal{K}G_s$, the faces correspond to sets of compatible tubes, ordered by reverse inclusion.
- (2) In the simplex Δ_{b_i-1} associated to bundle B_i , the faces correspond to sets of edges in the bundle, ordered by inclusion.

Thus each face of Δ_G^* is assigned a tubing T in which each tube is labeled with the same set of edges. The ordering on such tubings T_a and T_b is defined by the orderings on each component in the product structure, where $T_a \prec T_b$ if and only if there exists some tubing $T_c \subset T_a$ such that T_b can be obtained by adding a particular set of edges to the labeling of each tube in T_c . In order to describe the effect of truncation on these tubings, we define *promotion*, an operation on sets of tubings that was developed in [3, Section 2].

Definition. The *promotion* of a tube G_t in a set of tubings \mathbb{T} means adding to \mathbb{T} the tubings

$$\{T \cup \{G_t\} \mid T \in \mathbb{T}, G_t \text{ is compatible with all } G_{t'} \in T\}.$$

Note that this T may be empty. The new tubings are ordered such that $T \cup \{G_t\} \prec T$, and $T \cup \{G_t\} \prec T' \cup \{G_t\}$ if and only if $T \prec T'$ in \mathbb{T} .

All valid combinations of full tubes of G already exist as faces of \mathbb{A}_G^* . They are also already ordered by containment. Therefore, we may first conclude from this definition that promoting the non-full tubes is sufficient to produce the set of all valid tubings of G , resulting in $\mathcal{K}G$. Given a polytope whose faces correspond to a set of tubings, promoting a tube G_F is equivalent to truncating its corresponding face F so long as the subset of tubings compatible with G_F corresponds to the set of faces that properly intersect or contain F . Verifying this equivalence for each prescribed truncation is sufficient to prove the theorem.

Proof of Theorem 6. We may proceed by induction, relying on the description of \mathbb{A}_G^* above and leaving the computations of intersections to the reader. Consider the polytope P in which all the faces before F in the prescribed order have been truncated. Suppose that until this point, the promotions and truncations have been equivalent, that is, there is a poset isomorphism between the base polytope after a set of truncations and the sets of base tubings after the set of corresponding tubes are promoted. Note that in P , the faces that intersect (but are not contained in) F are

- (1) faces that properly intersected or contained F in \mathbb{A}_G^*
- (2) faces corresponding to tubes promoted before G_F and compatible with G_F .

Since faces created by truncation inherit intersection data from both the truncated face and the intersecting face, we may include (by induction if necessary) any intersection of the above that exists in P . Conversely, the faces that do not intersect F in P are

- (1) faces that did not intersect F in \mathbb{A}_G^*
- (2) faces that did intersect F but whose intersection was contained in a face truncated before F and was thus removed
- (3) faces corresponding to tubes promoted before G_F but incompatible with G_F
- (4) any intersection of the above that exists in P .

We have given a description of when no intersection exists between two faces in \mathbb{A}_G^* , as case (1) above. Most tubings incompatible with G_F can be shown to belong to such a group. Some tubes G_t that intersect G_F fall into case (2), where their intersection corresponds to $\{G_t, G_t \cap G_F\}$. It is contained in the face corresponding to $\{G_F \cap G_t\}$, a face found before G_F in the containment order. Thus no intersection is present in P .

The tubings compatible with G_F correspond to the faces that properly intersect or contain F . Promoting G_F and truncating F will produce isomorphic face/tubing sets. The conclusion of the induction is that the prescribed truncations will produce a polytope isomorphic to the set of tubings of G after all non-full tubes have been promoted, resulting in $\mathcal{K}G$. \square

7.2. We now provide the proof for Theorem 10. As before, let G be a pseudograph without loops, and let T be a maximal tubing of G . Moreover, let $\text{conv}(G)$ denote the polytope obtained from the convex hull of the points in Equation (6.1). Close inspection reveals that $\text{conv}(G)$ is contained in an intersection of the hyperplanes defined by the equations:

$$\begin{aligned} h_V &: \sum_{v \in V} f_T(v) = c^{|V|} \\ h_{B_i} &: \sum_{e \in B_i} f_T(e) = c^{b_i} \end{aligned}$$

where $|V|$ is the number of nodes of G . To each tube $G_t \in T$, let

$$\Lambda(G_t) = c^{|V(t)|} + \sum_i c^{|E(i,t)|} + |G - G_t|^2.$$

These $\Lambda(G_t)$ functions define halfspaces which contain the vertices associated to that tube:

$$h_t^+ : \sum_{x \in G_t} f_T(x) \geq \Lambda(G_t).$$

Proving that $\text{conv}(G)$ has the correct face poset as $\mathcal{K}G$ is mostly a matter of showing the equivalence of $\text{conv}(G)$ and the region

$$\mathcal{H}(G) := h_V \cap \bigcap_i h_{B_i} \cap \bigcap_{G_t \in T} h_t^+.$$

Definition. Two tubes G_a and G_b of G are *bundle compatible* if for each i , one of the sets $E(i, a)$ and $E(i, b)$ contains the other. Note that the tubes of any tubing T are pairwise (possibly trivially) bundle compatible.

Lemma 14. *Let G_a and G_b be adjacent or properly intersecting bundle compatible tubes. Suppose their intersection is a set of tubes $\{G_{\wedge_i}\}$, while G_\vee is a minimal tube that contains both. Let E_\vee be the set of edges contained in G_\vee but not G_a or G_b . Then for any tubing T containing G_\vee ,*

$$\Lambda(G_a) < \Lambda(G_\vee) - \Lambda(G_b) + \sum_i \Lambda(G_{\wedge_i}) - \sum_{e \in E_\vee} f_T(e).$$

Proof. The intersections with each bundle contribute equally to both sides. If G_\vee contains more nodes than the others, then we simply note the dominance of the $c^{|V(\vee)|}$ term and place bounds on the remaining ones. If not, the sides are identical up to the $|G - G_t|^2$ terms, which provide the inequality. \square

Lemma 15. *For any tubing T , and any tube G_t ,*

$$(7.1) \quad \sum_{x \in G_t} f_T(x) \geq \Lambda(G_t)$$

with equality if and only if $G_t \in T$. In particular, $\text{conv}(G) \subseteq \mathcal{H}(G)$, and only those vertices of $\text{conv}(G)$ that have G_t in their tubing are contained in h_t .

Proof. If $G_t \in T$, the equality of Equation (7.1) follows directly from the definition of f_T . Suppose then that $G_t \notin T$. We proceed by induction on the size of G_t . First, produce a tube G_σ which contains the same nodes as G_t , and the same size intersection with each bundle, but is bundle compatible with the tubes of T . Naturally $\Lambda(G_\sigma) = \Lambda(G_t)$, but since f_T is an increasing function over the ordered $e(i, j)$ edges of G , we get

$$\sum_{x \in G_t} f_T(x) \geq \sum_{x \in G_\sigma} f_T(x)$$

with equality only if $G_t = G_\sigma$.

Let G_\vee be the smallest tube of T that contains G_σ (or all of G if none exists). If $G_\vee = G_\sigma$ then the inequality above is strict and the lemma is proven. Otherwise the maximal subtubes $\{G_{\vee_i}\}$ of G_\vee are disjoint, and each either intersects or is adjacent to G_σ . If we denote the intersections as $\{G_{\wedge_i}\}$ and the set of edges of G_\vee contained in none of these subtubes by E_\vee , then as a set,

$$G_\sigma = G_\vee - \bigcup_i G_{\vee_i} + \bigcup_i G_{\wedge_i} - \bigcup_{e \in E_\vee} f_T(e).$$

The tubes mentioned in the right hand side are all in T , except perhaps the intersections. Fortunately, the inductive hypothesis indicates that

$$\sum_{x \in G_{\wedge_i}} f_T(x) \geq \Lambda(G_{\wedge_i}).$$

Thus we are able to rewrite and conclude

$$\sum_{x \in G_\sigma} f_T(x) \geq \Lambda(G_\vee) - \sum_i \Lambda(G_{\vee_i}) + \sum_i \Lambda(G_{\wedge_i}) - \sum f_T(e_i) > \Lambda(G_t)$$

by repeated applications of Lemma 14. □

Lemma 16. $\mathcal{H}(G) \subseteq \text{conv}(G)$.

Proof. Particular half spaces impose especially useful bounds of the value of certain coordinates within $\mathcal{H}(G)$. For instance, if G_w is a full tube, then

$$h_w^+ : \sum_{v \in V(w)} f_T(v) \geq c^{|V(w)|} + |G - G_w|^2.$$

Choosing the maximal tube G_x that intersects bundle B_i in a particular subset of edges X produces

$$h_x^+ : \sum_{e \in X} f_T(e) \geq c^{|X|} + |G - G_x|^2.$$

Applying these to single nodes and single edges gives a lower bound in each coordinate. The hyperplanes h_V and h_{B_i} supply upper bounds, so $\mathcal{H}(G)$ is bounded.

Suppose $\mathcal{H}(G) - \text{conv}(G)$ is not empty. Since $\text{conv}(G)$ is convex, by construction, $\mathcal{H}(G) - \text{conv}(G)$ must have a vertex v^* outside $\text{conv}(G)$, at the intersection of several h_t hyperplanes. These hyperplanes correspond to a set T^* of tubes of G . This T^* contains at least one pair of incompatible tubes G_a and G_b , for otherwise it would be a tubing and v^* would be in $\text{conv}(G)$.

- (1) If G_a and G_b are bundle incompatible in some bundle B_i , then we produce the maximal tube G_u that intersects B_i in $E(i, a) \cup E(i, b)$. As above, G_u produces a bound on the $E(i, u)$ coordinates, yielding

$$h_u^+ : \sum_{e \in E(i, u)} f_T(e) \geq c^{|E(i, u)|} + |G - G_u|^2.$$

The half spaces h_w^+ and h_x^+ above produce lower bounds on the sum of the vertex coordinates of G_a and G_b . Subtracting these from $\Lambda(G_a)$ and $\Lambda(G_b)$ leaves a maximum of

$$c^{|E(i, a)|} + |G - G_a|^2 + c^{|E(i, b)|} + |G - G_b|^2$$

for $\sum_{E(i, a)} f_T(e)$ and $\sum_{E(i, b)} f_T(e)$, which is insufficient for the G_u requirement above. We conclude that v^* is either outside h_u^+ or outside one of the halfspaces h_w^+ or h_x^+ . Either way, v^* is not in $\mathcal{H}(G)$.

- (2) On the other hand, if G_a and G_b are bundle compatible, Lemma 14 can be rearranged:

$$\Lambda(G_\vee) > \Lambda(G_a) + \Lambda(G_b) - \sum_i \Lambda(G_{\wedge_i}) + \sum_{e \in E_\vee} f_T(e).$$

Thus v^* is either not in one of the $h_{\wedge_i}^+$ or not in h_\vee^+ . Therefore v^* is not in $\mathcal{H}(G)$.

This contradiction proves the Lemma. \square

Proof of Theorem 10. Lemmas 15 and 16 show that $\text{conv}(G) = \mathcal{H}(G)$. Consider the map taking a tubing T of G to the face

$$\text{conv}(G) \cap \bigcap_{G_t \in T} h_t$$

of $\text{conv}(G)$. By Lemma 15, each tubing maps to a face of $\text{conv}(G)$ containing a unique set of vertices. Each face is an intersection of hyperplanes that contains such a vertex (and hence corresponds to a subset of a valid tubing). Since it clearly reverses containment, this map is an order preserving bijection. \square

Proof of Corollary 13. We remark that notation (and the entire reasoning) in this proof is being imported from the proof of Lemma 16. If v is a ghost node, then it is not G_w , G_x or G_u for a pair of bundle incompatible tubes (since those tubes all have at least two nodes). It also is neither G_\vee nor G_{\wedge_i} for any pair of bundle compatible tubes. Thus h_t^+ excludes no intersection of hyperplanes. Its removal creates no new faces, and removes only those faces corresponding to tubings containing v . The identification of these faces is the canonical poset inclusion ϕ from the proof of Proposition 11. \square

REFERENCES

1. F. Ardila, V. Reiner, L. Williams. Bergman complexes, Coxeter arrangements, and graph associahedra, *Seminaire Lotharingien de Combinatoire* **54A**(2006).

2. J. Bloom. A link surgery spectral sequence in monopole Floer homology, *Advances in Mathematics* **226** (2011) 3216-3281.
3. M. Carr and S. Devadoss. Coxeter complexes and graph associahedra, *Topology and its Applications* **153** (2006) 2155-2168.
4. M. Davis, T. Januszkiewicz, R. Scott. Fundamental groups of blow-ups, *Advances in Mathematics* **177** (2003) 115-179.
5. C. De Concini and C. Procesi. Wonderful models of subspace arrangements, *Selecta Mathematica* **1** (1995) 459-494.
6. S. Devadoss. Tessellations of moduli spaces and the mosaic operad, in *Homotopy Invariant Algebraic Structures*, Contemporary Mathematics **239** (1999) 91-114
7. S. Devadoss. A realization of graph associahedra, *Discrete Mathematics* **309** (2009) 271-276.
8. E. Feichtner and B. Sturmfels. Matroid polytopes, nested sets and Bergman fans, *Port. Math.* **62** (2005) 437-468.
9. S. Forcey and D. Springfield. Geometric combinatorial algebras: cyclohedron and simplex, *Journal of Algebraic Combinatorics* **32** (2010) 597-627.
10. J.-L. Loday and M. Ronco. Hopf algebra of the planar binary trees, *Advances in Mathematics* **139** (1998) 293-309.
11. J. Morton, L. Pachter, A. Shiu, B. Sturmfels, O. Wienand. Convex rank tests and semigraphoids, *SIAM Journal on Discrete Mathematics* **23** (2009) 1117-1134.
12. A. Postnikov. Permutohedra, associahedra, and beyond, *International Mathematics Research Notices* **6** (2009) 1026-1106.
13. A. Postnikov, V. Reiner, L. Williams. Faces of generalized permutohedra, *Documenta Mathematica* **13** (2008) 207-273.
14. A. Tonks. Relating the associahedron and the permutohedron, in *Operads: Proceedings of Renaissance Conference*, Contemporary Mathematics **202** (1997) 33-36.
15. A. Zelevinsky. Nested complexes and their polyhedral realizations, *Pure and Applied Mathematics Quarterly* **2** (2006) 655-671.

M. CARR: BRANDEIS UNIVERSITY, WALTHAM, MA 02453
E-mail address: `mpcarr@brandeis.edu`

S. DEVADOSS: WILLIAMS COLLEGE, WILLIAMSTOWN, MA 01267
E-mail address: `satyan.devadoss@williams.edu`

S. FORCEY: UNIVERSITY OF AKRON, OH 44325
E-mail address: `sf34@uakron.edu`